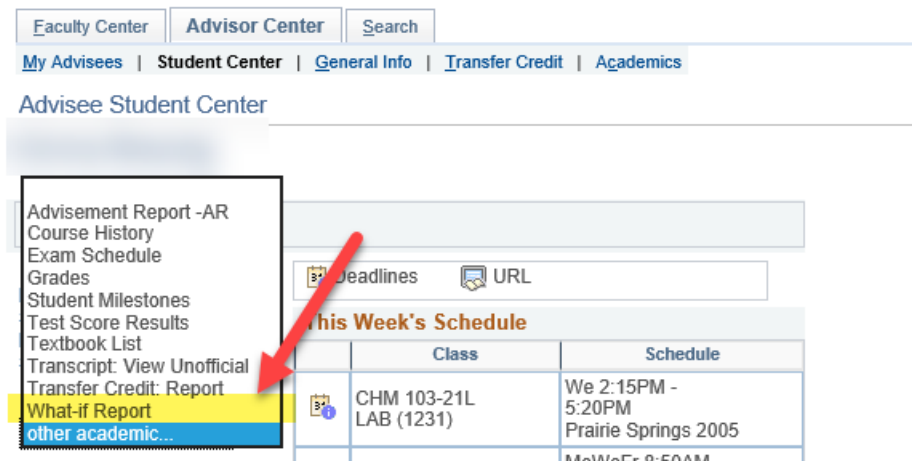


What If Advisement Report Guide

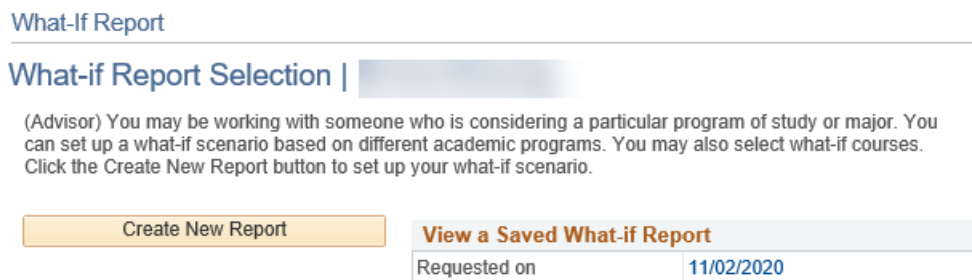
(2020)

Your advisee student may be considering switching a program of study or major. The What-If Report fits the student's in-progress and completed courses into a speculative Advisement Report. The report also allows What-If courses to be entered to see how they will change the student's current or possible Advisement Report.

1. In your advisee's Student Center, select **What-If Report** from the drop down in the Academics section, and then click the arrow.



2. Click on **Create New Report**.



If there is one, you can view a saved report by clicking on the date. It will include updates from classes registered or completed since that report was run. Only one report will be saved at a time, and it will always be the last report run. You can't make changes to the criteria selected in a saved report, but you can load it into a new report.

3. When Create New Report is selected, you are taken to the **Create a What-if Scenario** page. The **Program Scenario** section defaults to the current college/program and major/minor of the student. That is the section that can be updated.

Another important field to note is the **Catalog Year** for the student, under the **Career Scenario**. The Catalog Year is used to determine which requirements a student must meet in a program. Departments and colleges continuously update program requirements to meet the changing needs of the students and accreditation standards. However, to make sure the student is not detrimentally affected by any changes and other administrative reasons, a current student's specific requirements do not change every time the department changes their program. The student's requirements remain the same as what was published in the catalog at the time of their admittance to UWL.

Our sample student is currently undeclared in the College of Science and Health. This student was first admitted in the Fall of 2019, so that is the catalog year used to build the AR requirements.

What-If Report

Create What-if Scenario | [Redacted]

(Advisor) You may be working with someone who is considering a particular program of study or major. Using this page, you can set up a what-if scenario based on different academic programs. You may also select what-if courses.

Select the Submit Request button to request a degree progress report for the individual based on what-if information you provided.

[Return to Report Selection](#)

Career Scenario

Select a career for which you want the change to take place.

Institution	Career	Catalog Year
UW-La Crosse	Undergraduate	Fall 2019

Program Scenario

The information that appears on the page by default is your current academic information. You can use the fields below to set up a what-if scenario based on one or more programs of study. You can define up to three scenarios.

Academic Program	Area of Study	Concentration
College of Science & Health	Undeclared-Col of Sci & Health	n/a
None	None	None
None	None	None

Course Scenario

Select the "browse course catalog" button and then select courses for inclusion in your course what-if scenario.

Browse Course Catalog

What-If Course List	Personalize View All [Print]	First	1 of 1	Last
Course				

[Submit Request](#)

- Select up to three plans, with the first major always going in the first row. The **Concentration** field has no options because UWL creates separate majors for each concentration. The different emphases and concentrations will be listed under Area of Study.

In this example, the student wants to see what a major in Biology with a minor in Physics and a Pre-Chiropractic Track would change the Advisement Report. The Academic Program will remain the College of Science and Health for all three tracks because the first major of Biology is in the College of Science and Health.

The options in the drop downs are restricted to the options available for that college/program.

- Only 1st majors will be in the first row for **Area of Study**, based on the college/school selected. For example, no CBA majors will show up if the College of Science and Health is selected.
 - 2nd majors, minors, pre-professional programs will show in the next two rows.
 - The majors/minors/programs available are based on the catalog year. Many times departments want new programs to be available for all students. But there are other times the departments want the new program to only be available for new students. In that case, the new program would not appear for students on an older catalog year.
- Now that the programs have been selected, click **Submit Request** to see how the student's Advisement Report would look based on the new selections.

Program Scenario

The information that appears on the page by default is your current academic information. You can use the fields below to set up a what-if scenario based on one or more programs of study. You can define up to three scenarios.

Academic Program	Area of Study	Concentration
College of Science & Health	BIO: Biology BS	n/a
College of Science & Health	PHY: Physics Minor	n/a
College of Science & Health	Pre-Chiropractic Track	n/a

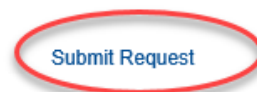
Course Scenario

Select the "browse course catalog" button and then select courses for inclusion in your course what-if scenario.

Browse Course Catalog

What-If Course List Personalize | View All | First 1 of 1 Last

Course



- Once you have reviewed the AR, click **Cancel** at the bottom to return to the advisee's Student Center and start over.

Course Scenarios

1. To see whether a certain course will satisfy a requirement in the AR on the What-If Scenario page, scroll farther down and search for the course using **Browse Course Catalog**.

Program Scenario

The information that appears on the page by default is your current academic information. You can use the fields below to set up a what-if scenario based on one or more programs of study. You can define up to three scenarios.

Academic Program	Area of Study	Concentration
College of Science & Health	Undeclared-Col of Sci & Health	n/a
None	None	None
None	None	None

Course Scenario

Select the "browse course catalog" button and then select courses for inclusion in your course what-if scenario.

[Browse Course Catalog](#)

~~What-if Course List~~

Personalize | View All | First | 1 of 1 | Last

Course

[Submit Request](#)

2. Locate the subject using the alphabetical links at the top.

What-If Report

Select Course for What-if Scenario

A B C D **E** F G H I J K L M N O P Q R S T U V W X Y Z
0 1 2 3 4 5 6 7 8 9

Collapse All

Expand All

Cancel

Select subject code to display or hide course information.

▶ ECE - Early Childhood Education

3. Then click on the green arrow next to the subject to see the list of courses for that subject.

Course Nbr	Course Title	Typically Offered	Select
100	Introduction to Ethnic and Racial Studies	Fall, Winter, Spring, Summer	Select
207	Multicultural Literature of the United States	Fall, Spring	Select
210	Literature of Black America	Fall, Spring	Select
215	African American Authors	Fall, Spring	Select
220	Introduction to Ethnic and Racial Stereotypes in the Media	Fall, Spring	Select
253	Introduction to Wisconsin Indians	Fall, Spring	Select
300	Topics and Symposium in Minority Studies	Occasionally	Select

- Select the course's title to see the **Course Details**. On the Course Detail screen, you can use the **View Class Sections** to see if it will be scheduled soon and learn more about the course. However, you cannot add individual sections to the report.
- Click **Return to Select Course for What-if Scenario** to go back and select the course to add to the report.

[Return to Select Course for What-if Scenario](#)

ERS 100 - Introduction to Ethnic and Racial Studies

Course Detail

Career Undergraduate

Units 3.00

Grading Basis Graded

Course Components Lecture Required

Campus La Crosse

Academic Group College of Arts, Soc Sci & Hum

Academic Organization Ethnic and Racial Studies

View Class Sections

Enrollment Information

Typically Offered Fall, Winter, Spring, Summer

Course Attribute GE03: Minority Culture/Multiracial Women's Studies

Description

An examination of the persistence of minority and ethnic problems in the United States and consideration of the contributions, parallels, similarities, and differences between and among ethnic and minority groups.

[Return to Select Course for What-if Scenario](#)

Once selected, the course will appear on the What-If Scenario page in the **Course Scenario** section.

- Choose the term in which the student believes they will take the course. The term will default to the next one. If you aren't sure when the student will take the course, you can run

the report with the defaulted term. Entering the correct term helps keep track when the student thinks they will take it. **IMPORTANT: The term field on this page does NOT indicate when the course will be offered.**

Course Scenario

Select the "browse course catalog" button and then select courses for inclusion in your course what-if scenario.

[Browse Course Catalog](#)

What-If Course List				Personal
Course	Description	Units	Requirement Designation	
ERS 100	Introduction to Ethnic and Racial Studies	3.00	GE03: Minority Cultures	

Fall 2021
 Fall 2022
 Fall 2023
 Fall 2024
 Spring 2021
 Spring 2022
 Spring 2023
 Spring 2024
 Spring 2025
 Summer 2021
 Summer 2022
 Summer 2023
 Summer 2024
 Winter 2021
 Winter 2022
 Winter 2023
 Winter 2024
 Winter 2025

First 1 of 1 Last
 Grade
 Delete

[Submit Request](#)

- Enter a grade in the **Grade** field to verify whether getting a certain grade in a class will satisfy a section of the AR. Example: students are required to earn a "C" or better in ENG 110 in order to satisfy the College Writing requirement.
- Use the trash can icon next to the course if you have changed your mind about including it. When ready, click **Submit Scenario**.
- Like with the My Planner AR, if the course satisfies the requirement, that section will now appear closed. Use the green arrow to open the section and see the course. A question mark will show in the **Status** column.

GE03: MINORITY CULTURES OR MULTIRACIAL WOMEN'S STUDIES

Satisfied: MINORITY CULTURES OR MULTIRACIAL WOMEN'S STUDIES - 3 Units Required (RQ-20015)


Minority Cultures or Multiracial Womens Studies

Satisfied: Minority Cultures or Multiracial Womens Studies - 3 Units Required (LN-010)

The following courses were used to satisfy this requirement:

Course	Description	Units	When	Grade	Status
ERS 100	Int Ethnic/Racial Studies (ES)	3.00	Spring 2021		?
(***)	View Course Details				
ANT 362	Hmong Americans (ES)	3.00	Occasionally		
ANT 375	Language/Power/Inequality (ES)	3.00	Occasionally		
ECO 336	Women in the U.S. Economy (ES)	3.00	Fall, Spring		

If you can't find the course under the requirement you were checking, it may have fallen into a different category. If it doesn't fall into any requirement, it will fall into the **Courses Not Allocated** section, which is normally a collapsed section.

COURSES NOT ALLOCATED (UGRD)					
COURSES NOT ALLOCATED (UGRD) (RG-20601)					
Courses Not Allocated (UGRD)					
Courses Not Allocated (UGRD) (RQ-20273)					
 Courses Not Allocated (UGRD)					
Courses Not Allocated (UGRD)					
The following courses were used to satisfy this requirement:					
Course	Description	Units	When	Grade	Status
ANT 196	Introduction Linguistic Anth	3.00	Fall 2021		?
PH 204	Introduction to Global Health	3.00	Fall 2020		◇
HP 106	Intro to Health Careers	2.00	Spring 2020	A	✔

Tip: All courses in the AR fall into the Course Enrollments/Academic Standing section at the top and, up to 120 credits, the University Requirements for Graduation section.